

# WING



# WING

Foldable tool boards with carrying handle for holding tools of all kinds for different purposes.

The wings can be used alone, for insertion or installation in some of our suitcase models.

Due to their nature and the good clarity, a quick access to the tools is guaranteed. The wings are made of PP plates.

These are doubled and riveted with metal hinges.

On the boards are sewn over 40 bags in different sizes of plastic fabric.

At the edges of the boards are edged with a sturdy plastic band.



For different case models



# WING 4901/4902



Quick release with latch



Metal hinges and practical layout with more than 40 compartments on 6 pages



Riveted carrying strap



Easy to take away

# WING 4901

---

The model WING 4901 equipped with 45 plug-in options can be filled with tools and used directly. With an inner depth of 74mm, even tools with a wide grip can be easily used. It is also possible this special panel in a suitcase model z. B. 00 5610 8019, or insert a box. This makes this WING a true all-rounder in tool storage. Use the transport system when working on the construction site or in the workshop. Flexible and fast access to the right tool. Just take your small workshop to every job site.



## WING 4901



**Wing 4901** Item-no. **30 4901 8019**



Dimensions outside  
460/850 x 310 x 100



Weight  
2,0



Material  
PP, black



Load capacity  
up to 12kg



Custom tariff  
4202 12 50

# WING 4902

---

The model WING 4902 equipped with 58 plug-in options can be filled with tools and used directly. With an inner depth of 74mm, even tools with a wide grip can be easily used. It is also possible this special panel in a suitcase model z. B. oo 5620 8019, or insert a box. This makes this WING a true all-rounder in tool storage. Use the transport system when working on the construction site or in the workshop. Flexible and fast access to the right tool. Just take your small workshop to every job site.





## WING 4902



### Wing 4902 Item-no. 30 4902 8019



Dimensions outside  
470/880 x 360 x 100



Weight  
2,2



Material  
PP, black



Load capacity  
up to 15kg



Custom tariff  
4202 12 50

# SOLID 5615 / WING 4901 SET

---





## SOLID 5615 / WING 4901

### SET incl. WING 4901



The model WING 4901 equipped with 45 plug-in options can be filled with tools and used directly. This makes this WING a true all-rounder in tool storage. Use the transport system when working on the construction site or in the workshop. Flexible and fast access to the right tool. Just take your small workshop to every job site.

### SOLID 5615 Item-no. 00 5615 8019

Upper part for fixing filled with nap foam  
Removable Wing 4901 as tool carrier  
Lower part filled with cube foam for individual adjustment





**MM** External dimension  
465 x 360 x 175


**MM** Inner dimension  
425 x 290 x 150

**KG** Weight  
5,5

 Material  
PP

 Usable volume  
18 Litres

 Load capacity  
up to 35 kg

 Customs tariff  
4202 12 50

# CLASSIC 5114 / WING 4901 SET

---



## CLASSIC 5114 / WING 4901

### SET incl. WING 4901



### CLASSIC 5114

Item-no. **00 5114 1919**

4768

ABS-bottom tray with 1 divider lengthwise and 3 dividers crosswise incl. cover plate with 5 elastic bands and 11 push-in compartments on the top

WING 4901

45 plug-in options

Inner depth of 74mm

- also for tools with a wide grip

Riveted band as handle for easy removal

5180

Document plate DIN A 4



External dimension  
490 x 200 x 370



Inner dimension  
460 x 180 x 310



Weight  
7,7



Material  
ABS



Usable volume  
26 Litres



Load capacity  
up to 25 kg



Customs tariff  
4202 12 50

# BUDGET 5076 / WING 4902 SET



Mit abnehmbarem Rollensystem



**NEW 2019**



## BUDGET 5076 / WING 4902

SET incl. WING 4902



### BUDGET 5076 Item-no. 00 5076 8019

5368

ABS-bottom tray with 1 divider lengthwise and 3 dividers crosswise incl. cover plate with 5 elastic bands and 11 push-in compartments on the top

WING 4902

58 plug-in options

Inner depth of 74mm

- also for tools with a wide grip

Riveted band as handle for easy removal


5381


Document plate with 6 compartments for writing implements, business cards etc.


**MM** External dimension  
510 x 240 x 430


**MM** Inner dimension  
470 x 220 x 360

**KG** Weight  
9,5

 Material  
ABS

 Usable volume  
37 Litres

 Load capacity  
up to 25 kg

 Customs tariff  
4202 12 50

**HEPCO & BECKER GMBH**  
An der Steinmauer 6  
D-66955 Pirmasens  
Fax: +49 6331 1453 220  
[www.hepco-becker.de](http://www.hepco-becker.de)



**Orders, questions,  
wishes and suggestions:  
Tel: +49 6331 1453 200  
[info@hepco-becker.de](mailto:info@hepco-becker.de)**

We do not assume any liability for printing errors. The technical specifications, scope of delivery, appearance and dimensions correspond to the knowledge available at the time of printing. 05/2019.



**HEPCO & BECKER**